

Fig. 1

### A KNOWLEDGE CONTAINER

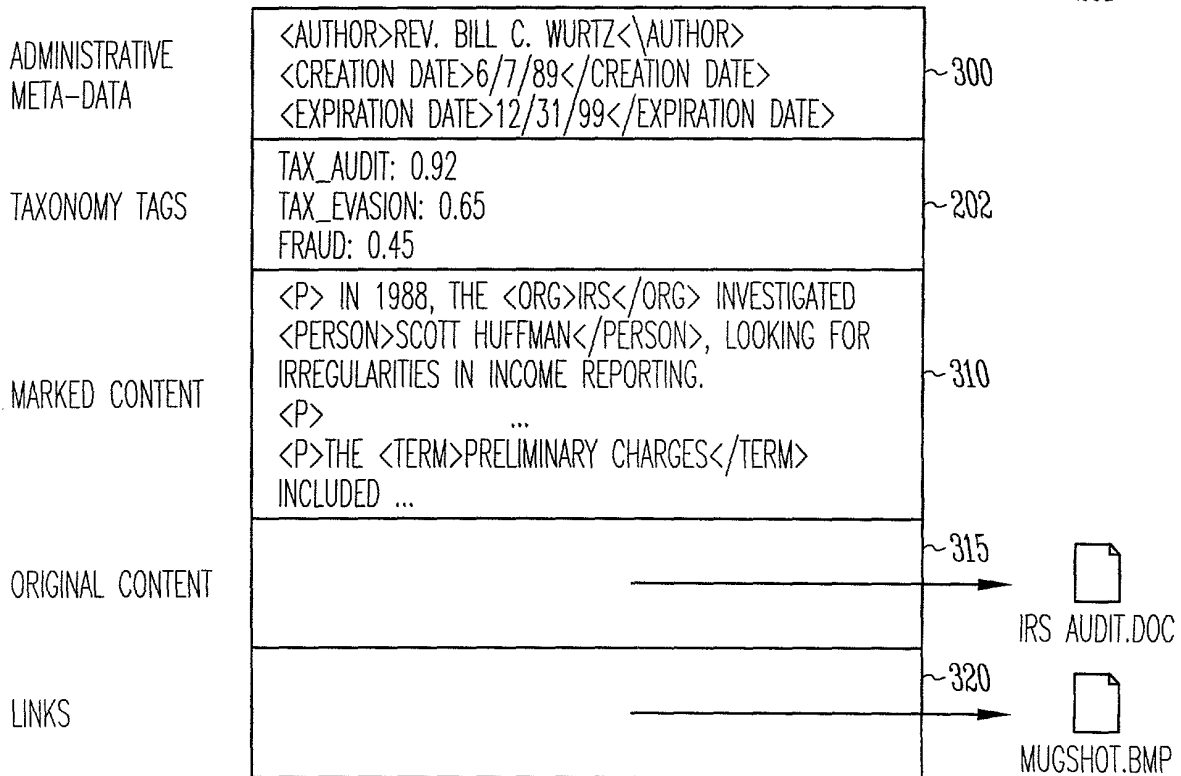


Fig. 3

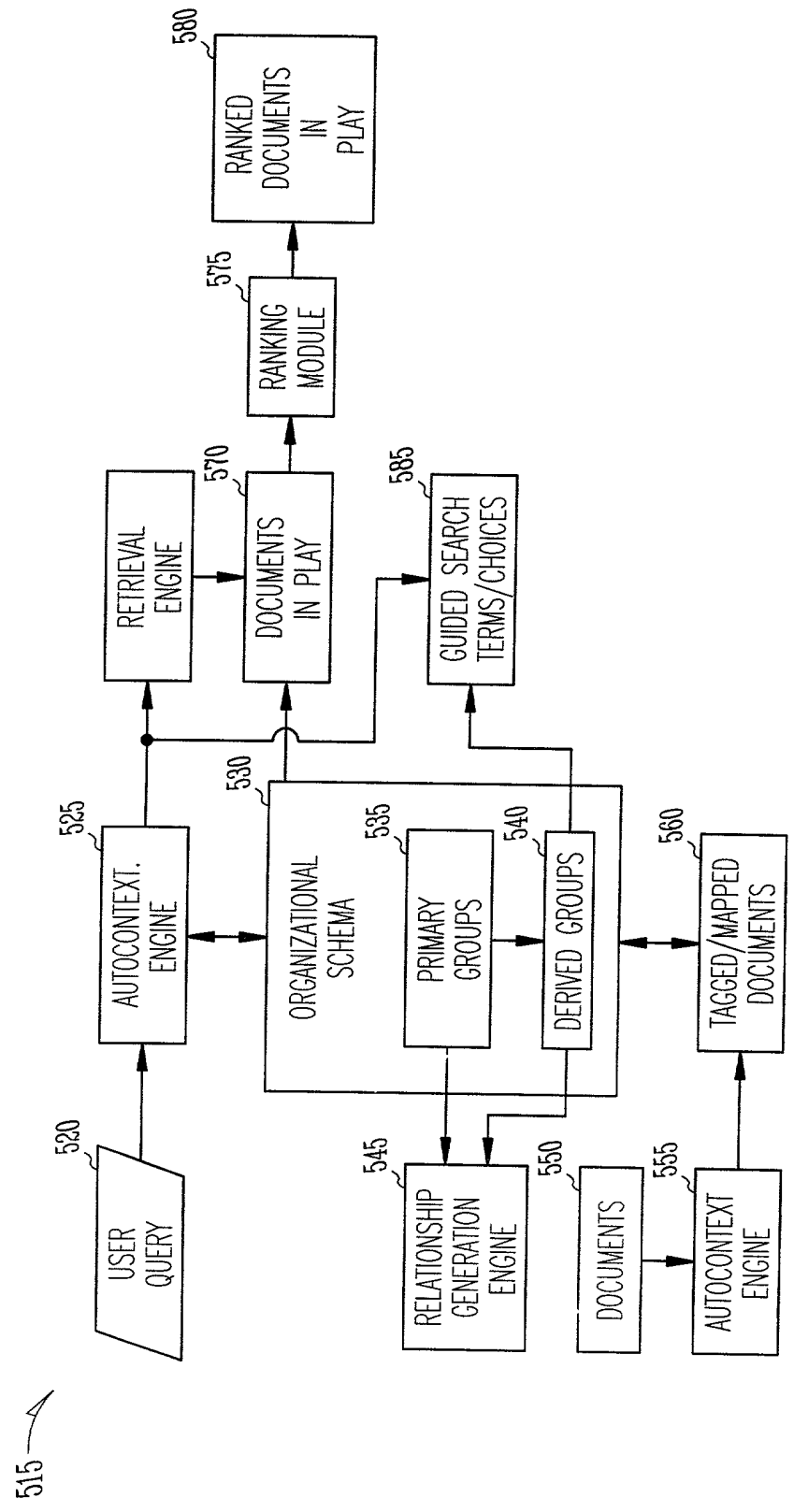


Fig. 5A

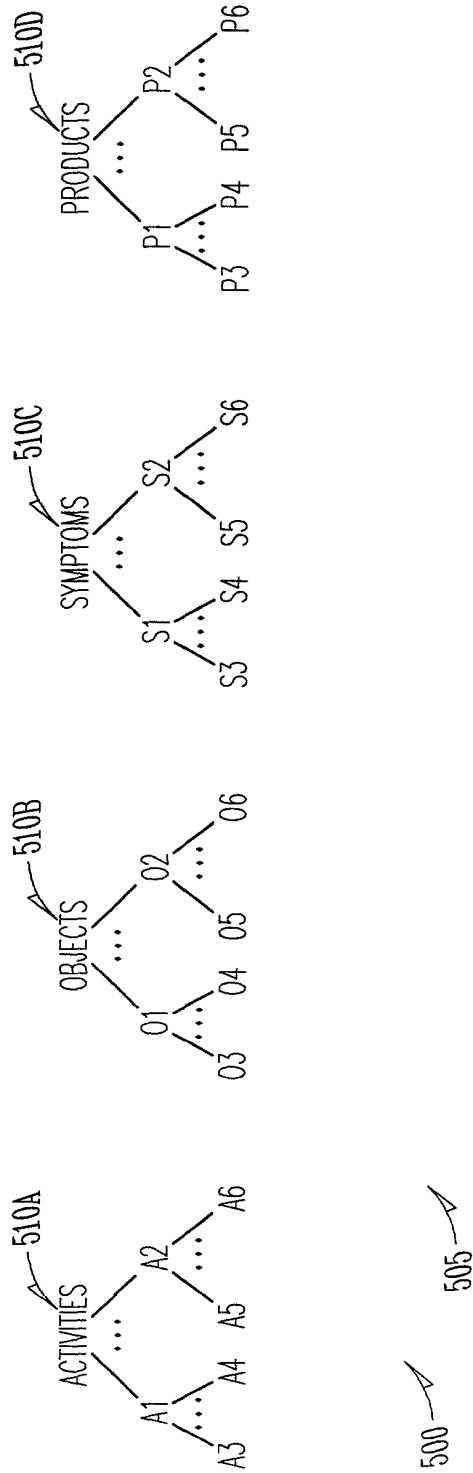


Fig. 5B

500 510A 510B 510C 510D

$$\begin{bmatrix} A_1 \\ A_2 \\ \vdots \\ A_M \end{bmatrix} = \begin{bmatrix} AO_{11} & AO_{12} & \dots & AO_{1N} \\ AO_{21} & AO_{22} & \dots & AO_{2N} \\ \vdots & \vdots & \dots & \vdots \\ AO_{M1} & \dots & \dots & AO_{MN} \end{bmatrix} \begin{bmatrix} O_1 \\ A_2 \\ \vdots \\ O_N \end{bmatrix}$$

$$\vec{A} = \vec{AO} \vec{O}$$

$$\begin{bmatrix} A_1 \\ A_2 \\ \vdots \\ A_M \end{bmatrix} = \begin{bmatrix} AP_{11} & AP_{12} & \dots & AP_{1N} \\ AP_{21} & AP_{22} & \dots & AP_{2N} \\ \vdots & \vdots & \dots & \vdots \\ AP_{M1} & \dots & \dots & AP_{MN} \end{bmatrix} \begin{bmatrix} P_1 \\ A_2 \\ \vdots \\ P_N \end{bmatrix}$$

$$\vec{A} = \vec{AP} \vec{P}$$

$$\begin{bmatrix} S_1 \\ S_2 \\ \vdots \\ S_M \end{bmatrix} = \begin{bmatrix} SO_{11} & SO_{12} & \dots & SO_{1N} \\ SO_{21} & SO_{22} & \dots & SO_{2N} \\ \vdots & \vdots & \dots & \vdots \\ SO_{M1} & \dots & \dots & SO_{MN} \end{bmatrix} \begin{bmatrix} O_1 \\ O_2 \\ \vdots \\ O_N \end{bmatrix}$$

$$\vec{S} = \vec{SO} \vec{O}$$

$$\begin{bmatrix} S_1 \\ S_2 \\ \vdots \\ S_M \end{bmatrix} = \begin{bmatrix} SP_{11} & SP_{12} & \dots & SP_{1N} \\ SP_{21} & SP_{22} & \dots & SP_{2N} \\ \vdots & \vdots & \dots & \vdots \\ SP_{M1} & \dots & \dots & SP_{MN} \end{bmatrix} \begin{bmatrix} P_1 \\ S_2 \\ \vdots \\ P_N \end{bmatrix}$$

$$\vec{S} = \vec{SP} \vec{P}$$

$$\begin{bmatrix} S_1 \\ S_2 \\ \vdots \\ S_M \end{bmatrix} = \begin{bmatrix} SA_{11} & SA_{12} & \dots & SA_{1N} \\ SA_{21} & SA_{22} & \dots & SA_{2N} \\ \vdots & \vdots & \dots & \vdots \\ SA_{M1} & \dots & \dots & SA_{MN} \end{bmatrix} \begin{bmatrix} A_1 \\ S_2 \\ \vdots \\ A_N \end{bmatrix}$$

$$\vec{S} = \vec{SA} \vec{A}$$

Fig. 6

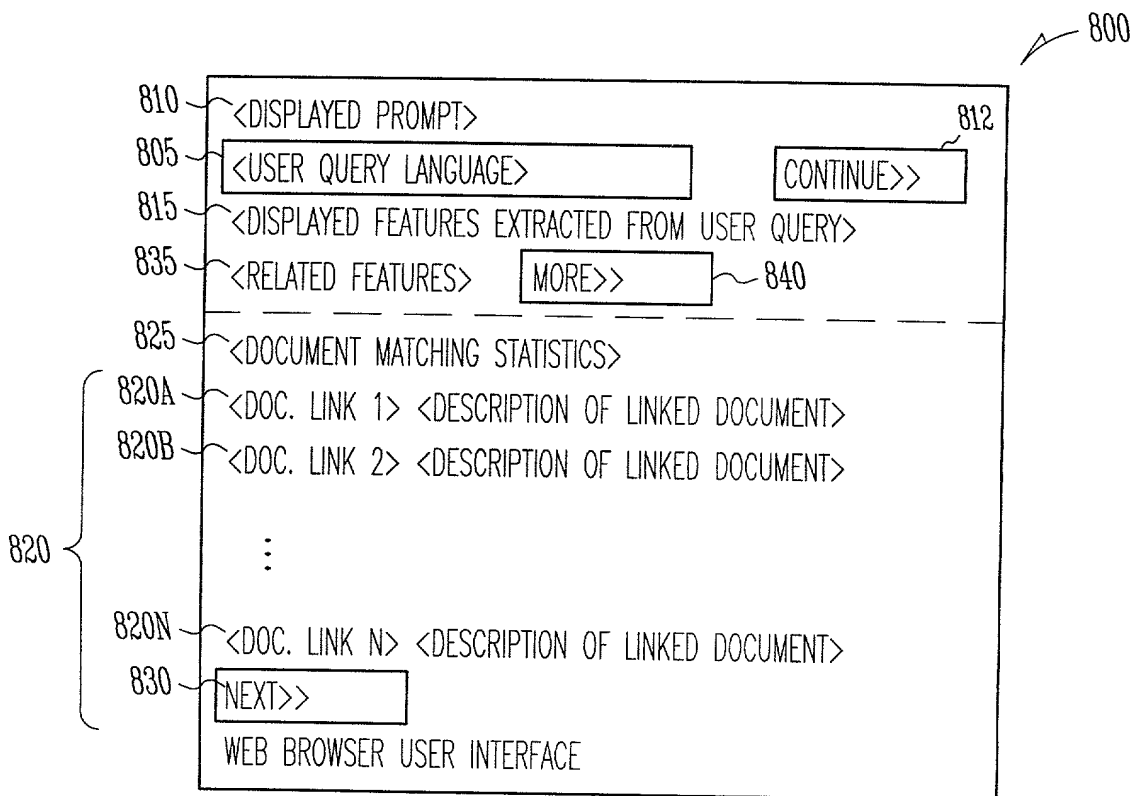
$$\begin{matrix} \begin{bmatrix} A_1 \\ A_2 \\ \vdots \\ A_M \end{bmatrix} \\ \vec{A} \end{matrix} = \begin{matrix} \begin{bmatrix} AA_{11} & AA_{12} & \dots & AA_{1M} \\ AA_{21} & AA_{22} & \dots & AA_{2M} \\ \vdots & & & \\ AA_{M1} & & \dots & AA_{MM} \end{bmatrix} \\ \vec{AA} \end{matrix} \begin{matrix} \begin{bmatrix} A_1 \\ A_2 \\ \vdots \\ A_M \end{bmatrix} \\ \vec{A} \end{matrix}$$

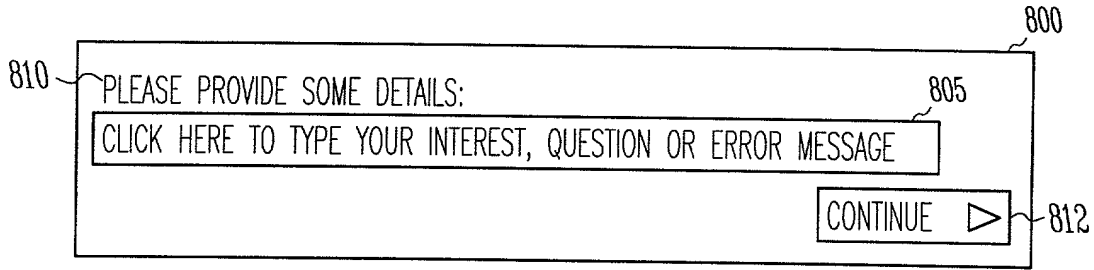
$$\begin{matrix} \begin{bmatrix} O_1 \\ O_2 \\ \vdots \\ O_N \end{bmatrix} \\ \vec{O} \end{matrix} = \begin{matrix} \begin{bmatrix} OO_{11} & OO_{12} & \dots & OO_{1N} \\ OO_{21} & OO_{22} & \dots & OO_{2N} \\ \vdots & & & \\ OO_{N1} & & \dots & OO_{NN} \end{bmatrix} \\ \vec{OO} \end{matrix} \begin{matrix} \begin{bmatrix} O_1 \\ O_2 \\ \vdots \\ O_N \end{bmatrix} \\ \vec{O} \end{matrix}$$

$$\begin{matrix} \begin{bmatrix} S_1 \\ S_2 \\ \vdots \\ S_M \end{bmatrix} \\ \vec{S} \end{matrix} = \begin{matrix} \begin{bmatrix} SS_{11} & SS_{12} & \dots & SS_{1M} \\ SS_{21} & SS_{22} & \dots & SS_{2M} \\ \vdots & & & \\ SS_{M1} & & \dots & SS_{MM} \end{bmatrix} \\ \vec{SS} \end{matrix} \begin{matrix} \begin{bmatrix} S_1 \\ S_2 \\ \vdots \\ S_M \end{bmatrix} \\ \vec{S} \end{matrix}$$


$$\begin{matrix} \begin{bmatrix} P_0 \\ P_1 \\ \vdots \\ P_N \end{bmatrix} \\ \vec{P} \end{matrix} = \begin{matrix} \begin{bmatrix} P_{11} & P_{12} & \dots & P_{1N} \\ P_{21} & P_{22} & \dots & P_{2N} \\ \vdots & & & \\ P_{N1} & & \dots & P_{NN} \end{bmatrix} \\ \vec{PP} \end{matrix} \begin{matrix} \begin{bmatrix} P_1 \\ P_2 \\ \vdots \\ P_N \end{bmatrix} \\ \vec{P} \end{matrix}$$

Fig. 7





*Fig. 9A*



*Fig. 9B*

2025 RELEASE UNDER E.O. 14176

9/20

800

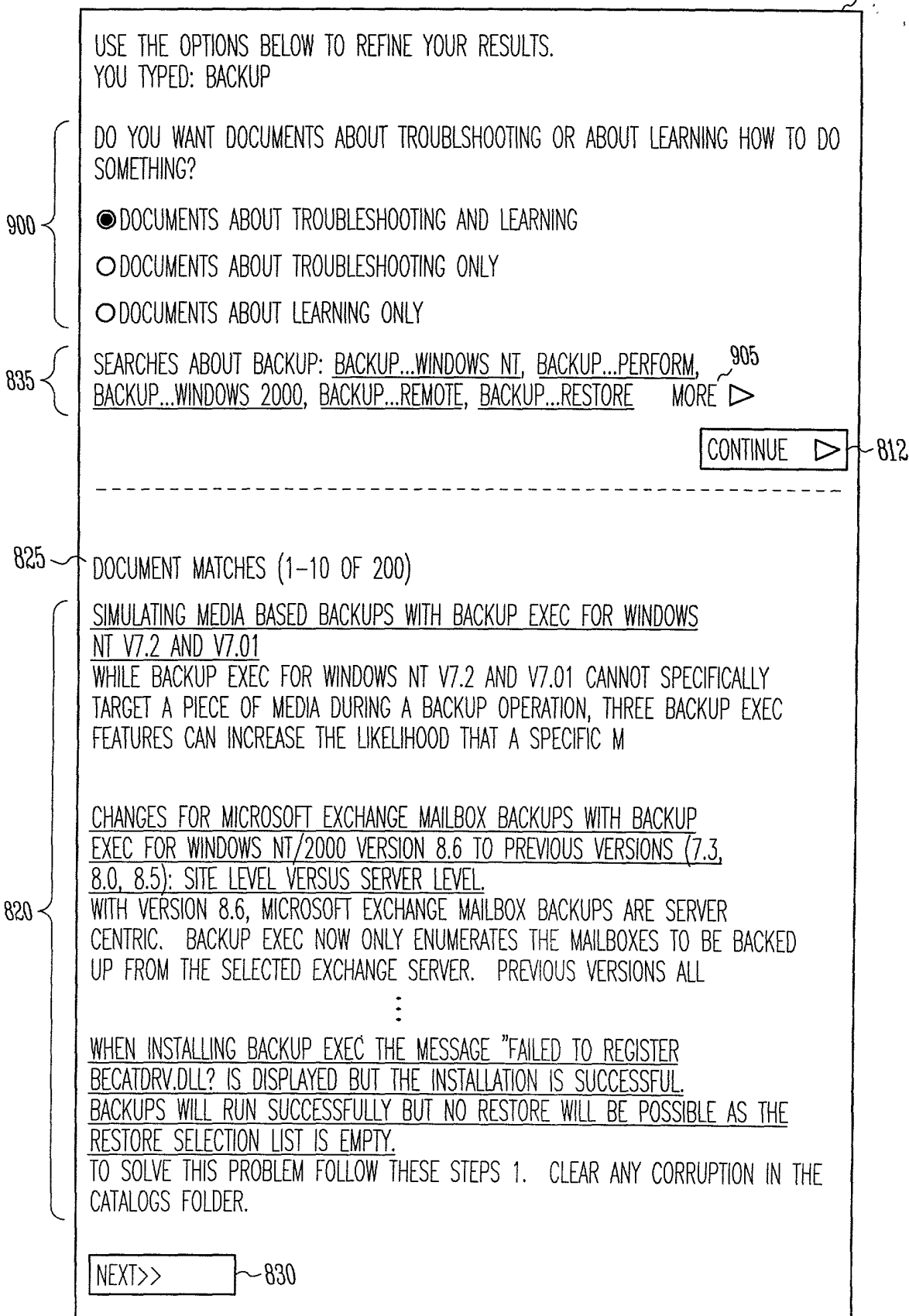


Fig. 9C

USE THE OPTIONS BELOW TO REFINE YOUR RESULTS.  
YOU TYPED: BACKUP

DO YOU WANT DOCUMENTS ABOUT TROUBLESHOOTING OR ABOUT LEARNING HOW TO DO SOMETHING?

900

- DOCUMENTS ABOUT TROUBLESHOOTING AND LEARNING
- DOCUMENTS ABOUT TROUBLESHOOTING ONLY
- DOCUMENTS ABOUT LEARNING ONLY

835

SEARCHES ABOUT BACKUP: BACKUP...WINDOWS NT, BACKUP...PERFORM,  
BACKUP...WINDOWS 2000, BACKUP...REMOTE, BACKUP...RESTORE < HIDE CHOICES  
BACKUP...FILE, BACKUP...NETWARE, BACKUP...MICROSOFT EXCHANGE,  
BACKUP...SERVER, BACKUP...SYSTEM, BACKUP...REPORT, CRASH...BACKUP,  
BACKUP...EXCHANGE, BACKUP...DATABASE, BACKUP...MICROSOFT,  
BACKUP...COMPUTER, BACKUP...OPEN FILE OPTION, BACKUP...ORACLE,  
BACKUP...BACKUP OPERATION, BACKUP...LOG FILE

CONTINUE >

812

825

DOCUMENT MATCHES (1-10 OF 200)

SIMULATING MEDIA BASED BACKUPS WITH BACKUP EXEC FOR WINDOWS  
NT V7.2 AND 7.01

WHILE BACKUP EXEC FOR WINDOWS NT V7.2 AND V7.01 CANNOT SPECIFICALLY  
TARGET A PIECE OF MEDIA DURING A BACKUP OPERATION, THREE BACKUP EXEC  
FEATURES CAN INCREASE THE LIKELIHOOD THAT A SPECIFIC M

820

CHANGES FOR MICROSOFT EXCHANGE MAILBOX BACKUPS WITH BACKUP  
EXEC FOR WINDOWS NT/2000 VERSION 8.6 TO PREVIOUS VERSIONS (7.3,  
WITH VERSION 8.6, MICROSOFT EXCHANGE MAILBOX BACKUPS ARE SERVER  
8.0, 8.5): SITE LEVEL VERSUS SERVER LEVEL.

CENTRIC. BACKUP EXEC NOW ONLY ENUMERATES THE MAILBOXES TO BE BACKED  
UP FROM THE SELECTED EXCHANGE SERVER. PREVIOUS VERSIONS ALL

⋮

WHEN INSTALLING BACKUP EXEC THE MESSAGE "FAILED TO REGISTER  
BECATDRV.DLL? IS DISPLAYED BUT THE INSTALLATION IS SUCCESSFUL.  
BACKUPS WILL RUN SUCCESSFULLY BUT NO RESTORE WILL BE POSSIBLE AS THE  
RESTORE SELECTION LIST IS EMPTY.

TO SOLVE THIS PROBLEM FOLLOW THESE STEPS 1. CLEAR ANY CORRUPTION IN THE  
CATALOGS FOLDER.

NEXT >>

830



11/20

800

USE THE OPTIONS BELOW TO REFINE YOUR RESULTS.

905 YOU TYPED: BACKUP

910 YOU ADDED: ALL DOCUMENTS, BACKUP+REMOTE

ADD TO SEARCH:

835 { ACTIVITY: OPERATE, CONFIGURE, INSTALL, SELECT, RESTORE MORE ▷  
SYMPTOM: NOT DISPLAYING, NOT STARTING, ERROR DISPLAYED, NOT RUNNING, CRASH  
MORE ▷  
TOPIC: REMOTE, WINDOWS NT, WINDOWS 2000, SERVER, ADMINISTRATION MORE ▷

INCLUDE ONLY ARTICLES THAT CONTAIN:

SEARCH: ALL WORDS ANY WORDS 915

825 -----  
DOCUMENT MATCHES (1-10 OF 98)

DURING THE BACKUP OF REMOTE COMPUTERS BACKUPS WILL FAIL WITH JOB LOG  
REPORTING THE ERROR ?THE CONNECTION TO THE DATA TO BACK UP HAS  
BEEN LOST. BACKUP SET CANCELLED.?  
THE MESSAGE RETURNED IS AS PER FIGURE 1. FIGURE 1 THERE ARE TWO  
POSSIBLE REASONS THIS ERROR MESSAGE IS REPORTED: 1. NETWORKING ISSUES  
CAUSING A BREAK IN COMMUNICATION

820 { CAN BACKUP EXEC FOR NT/2000 VERSION 8.0 PERFORM SIMULTANEOUS  
BACKUPS OF THE SAME REMOTE RESOURCE AND HAVE ALL SERVERS BENEFIT  
FROM THE USE OF THE AGENT ACCELERATOR?  
FOR ALL VERSIONS OF BACKUP EXEC FOR WINDOWS NT 7.X, THE FIRST BACKUP  
EXEC SERVER TO ACCESS THE REMOTE SERVER WOULD BENEFIT FROM THE BACKUP  
EXEC NT AGENT ACCELERATOR (NTAA). ANY ADDITIONAL BAC

⋮  
AN ERROR MESSAGE, ?UNABLE TO ATTACH TO \\SERVERNAME\SYSTEM?  
STATE. THE DEVICE CANNOT BE FOUND?. DURING THE BACKUP OF A REMOTE  
WINDOWS 2000 SERVER SYSTEM STATE.

AN ADMINISTRATOR MAY CONFIGURE A WINDOWS 2000-BASED COMPUTER TO  
PREVENT ANONYMOUS LOG ON ACCESS TO ALL RESOURCES SUCH AS BACKING UP A  
REMOTE SERVER, WITH THE EXCEPTION OF RESOURCES THE ANONYM

830

Fig. 9E

12/20

20080401

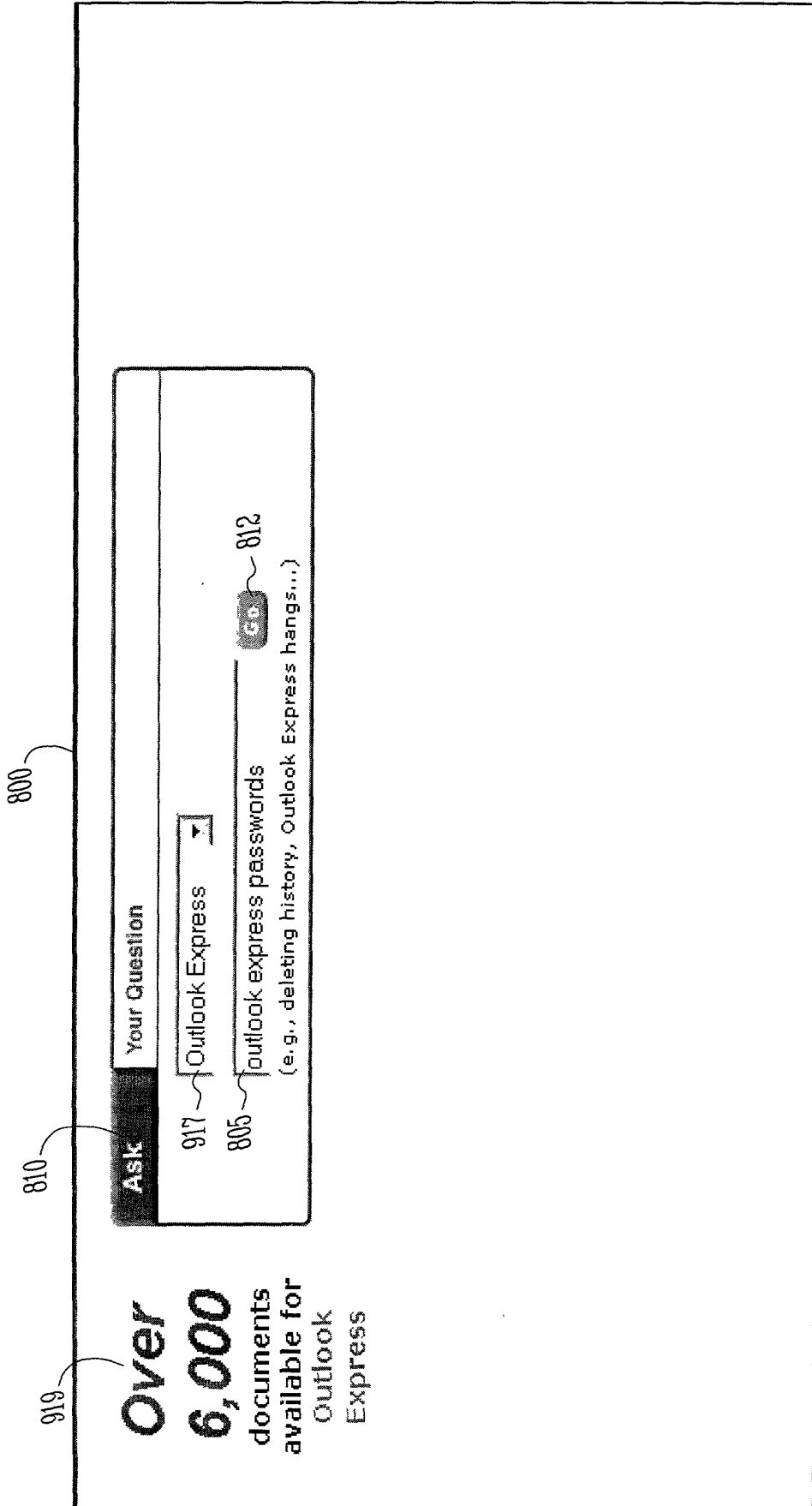


Fig. 9F

2022-10-27 10:44:44

800

805

Ask outlook express passwords 812

923

Clarify Your Question

Select one of these topics that appears near passwords:

- saving (2) ~ 925
- cannot connect (1) ~ 925

Select one of these topics that appears near outlook:

- error message (2) ~ 925
- logging on locally (2) ~ 925
- sending (2) ~ 925
- cannot send (1) ~ 925
- retrieving (1) ~ 925

If none of these are relevant, try filtering your results. 927

919

15

results below



Current Results: 1-10 of 15 shown for Outlook Express

page 1 | 2 Next

1. 0258194 - OLEXP: Protecting Passwords for Outlook Express Identity 921  
*Except from this page.* If you have password-protected your identity in Outlook Express and you log on to Microsoft Windows 95 or Microsoft Windows 98 as a different user, the identity's password is not verified. This issue is only related to the single-user...
2. 0216382 - OLEXP: Outlook Express Does Not Save the Mail Server Logon Password  
*Except from this page.* When you set up your Mail account in Outlook Express, you cannot save your mail server logon password for incoming mail....
3. 0221157 - OLEXP: Forgotten Identity Passwords Are Not Recoverable  
*Except from this page.* If you forget the password for your identity in Outlook Express, the password is not recoverable....

Fig. 96

805 outlook express passwords

919 15 results below

Ask Filter

outlook express passwords 812

Your Results

Show only documents that contain:  Filter

Or select one of these common topics: 929

**Actions:**

- logging on locally (6) ~ 925
- connecting (5) ~ 925
- sending (4) ~ 925
- saving (4) ~ 925
- deleting (3) ~ 925

Show

**Problems:**

- error message (7) ~ 925
- server error (3) ~ 925
- access denied (2) ~ 925
- cannot connect (2) ~ 925
- cannot send (2) ~ 925

More

Top

Current Results: 1-10 of 15 shown for Outlook Express

- Q258194 - OLEXP: Protecting Passwords for Outlook Express Identity ~ 921  
Excerpt from this page: If you have password-protected your identity in Outlook Express and you log on to Microsoft Windows 98 as a different user, the identity's password is not verified. This issue is only relat
- Q216382 - OLEXP: Outlook Express Does Not Save the Mail Server Logon Password ~ 921

Fig. 9H

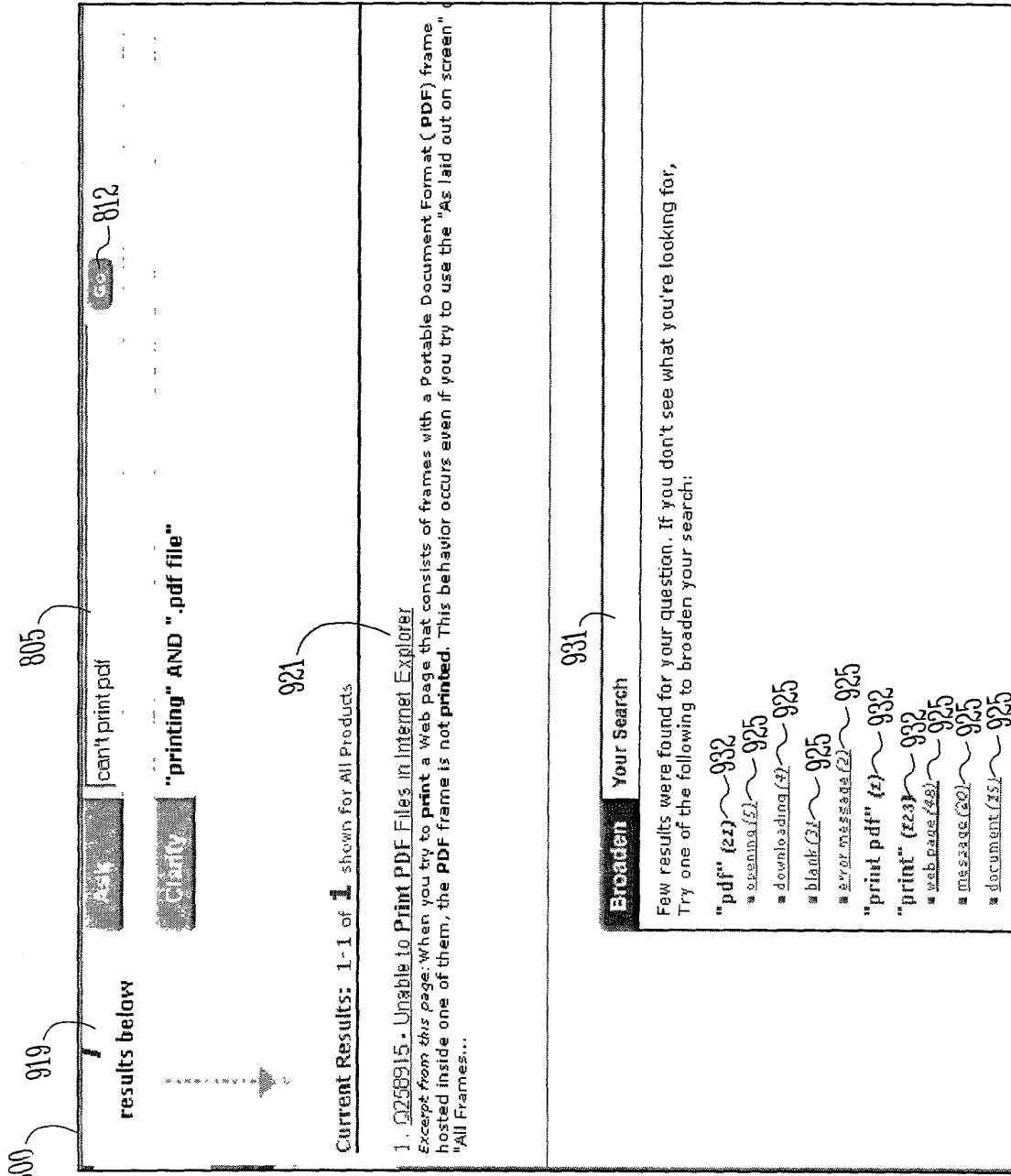


Fig. 91

800

805 983 812

Ask print

Clarify "printing" AND "message"

Filter Your Results

934 Show only documents that contain: Filter

919 20 results below

925

Problems:

- error message (5) ~ 925
- cannot print (3) ~ 925
- unspecified error (2) ~ 925
- blank (1) ~ 925
- corrupted (1) ~ 925

Topics:

- document (6) ~ 925
- file (6) ~ 925
- printer (6) ~ 925
- web page (6) ~ 925
- web page (6) ~ 925

Current Results: 1-10 of 20 shown for All Products page 1 | 2

921

1. 0226540 - OLEXP: Unable to Print When the Preview Pane Is Not Enabled  
Except from this page: When you try to print a message, your message may not print, and you may not receive an error message

921

2. 0191034 - Err Msg: Unable to Print Document, Either Document's  
Except from this page: When you try to print a web page and all of its linked documents by clicking Print All Linked Documents, you may receive any of the following error messages: Unable to print document, either document's application is not installed correct

921

3. 0226223 - OLEXP: Unable to Print in Outlook Express 4.x

Fig. 9J

20240334001

800

805

933

Ask how to remove defunct ISP from outlook express

Clarify "deleting" AND "Outlook"

Alternatives to Your Search

919 Sorry, **0** results found

936

Sorry, no results were found with your question, try one of the following to broaden your search:

- "ISP" (29) ~ 932
  - connecting (4) ~ 925
- "outlook" (200) ~ 932
  - starting (42) ~ 925
  - installing (30) ~ 925
  - configuring (20) ~ 925
  - importing (15) ~ 925
- "remove ISP" (2) ~ 932
- "remove outlook" (18) ~ 932
- "remove" (29) ~ 932
  - Outlook (10) ~ 925
  - message (6) ~ 925
  - file (4) ~ 925

Fig. 9K





1310 TERMS/PAIRS/GROUPS	1315 DOCS	1320 OCCUR	1325 CONCEPTS HAVING AS EVIDENCE TERMS SIMILAR TO THE SELECTED TERMS/PAIRS/GROUPS	1330 DOCUMENTS HAVING THE SELECTED TERMS/PAIRS/GROUPS
BROWSE_ADDRESS_BOOK	1	3	BROWSE OFFLINE BROWSE	D28 D305 D763
...	...	...	...	...

1300

1305

Fig. 13